



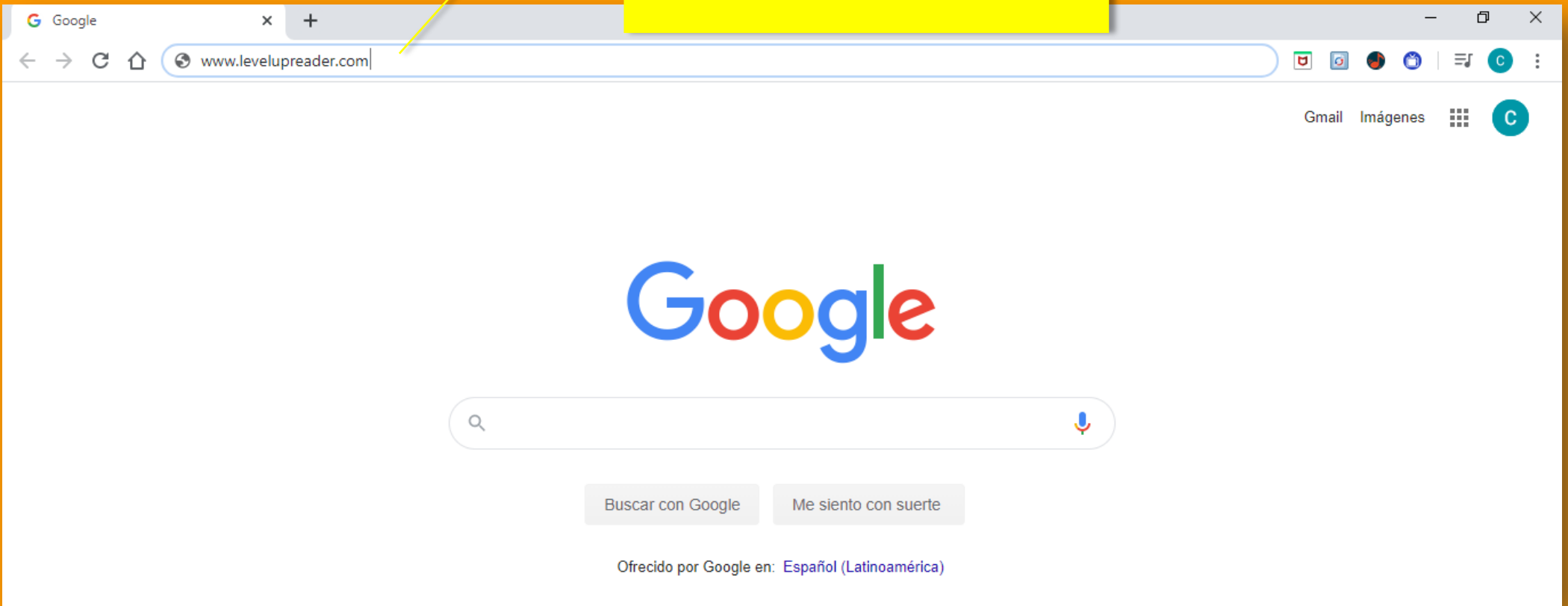
PASOS PARA INGRESAR A LA PLATAFORMA

1. INGRESAR AL LINK :
www.levelupreader.com
2. INGRESAR DATOS DE ACCESO
3. PRESENTAR PRUEBA DIAGNOSTICA
4. DIRIGIRSE AL INICIO (BOOKSHELF)
5. SELECCIONAR LIBRO

1

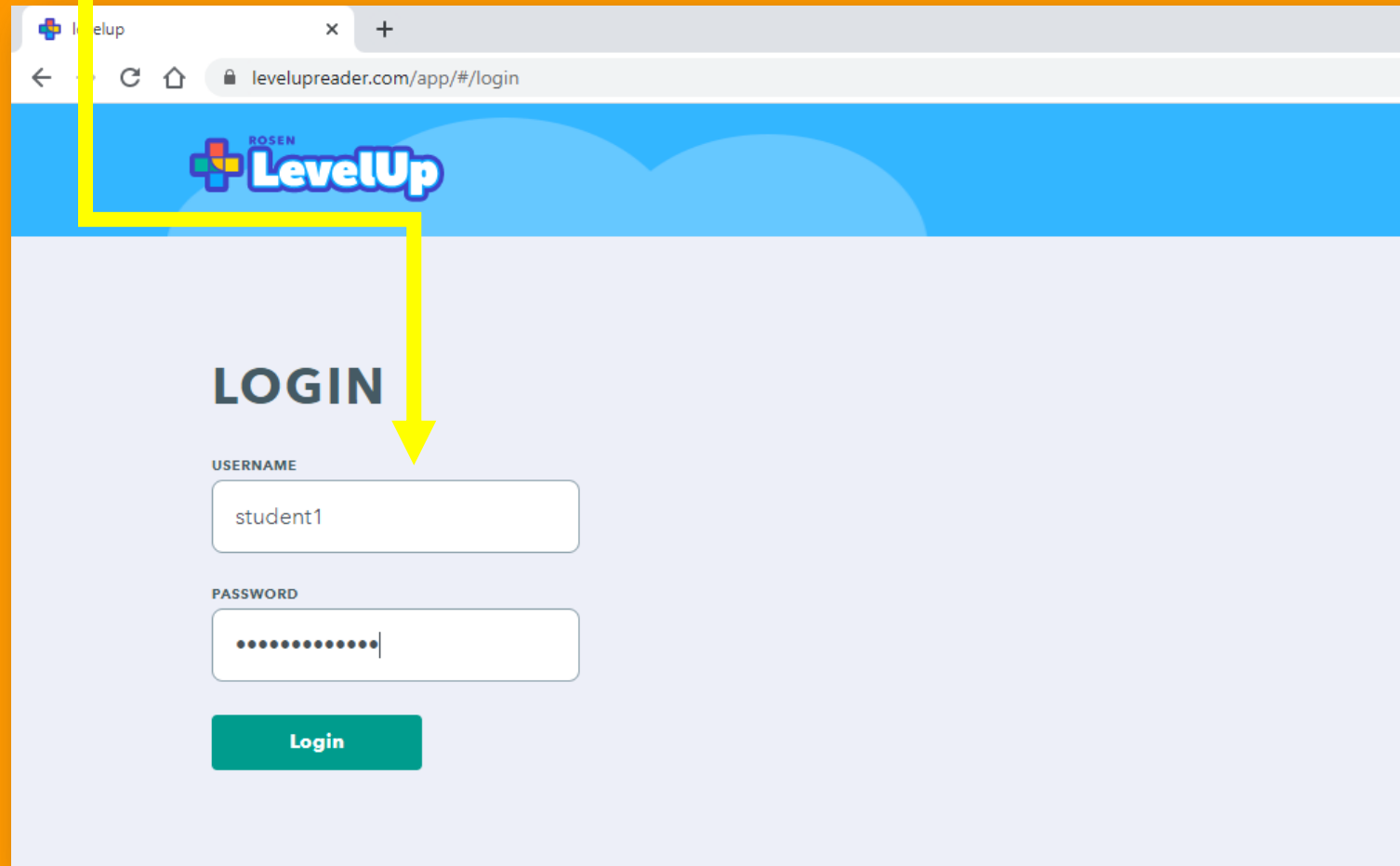
SEGUIR ESTE LINK

www.levelupreader.com



2

INGRESAR DATOS DE ACCESO



A screenshot of a web browser displaying the login page for 'ROSEN LevelUp'. The browser's address bar shows 'levelupreader.com/app/#/login'. The page features a blue header with the 'ROSEN LevelUp' logo. Below the header, the word 'LOGIN' is prominently displayed. Underneath, there are two input fields: 'USERNAME' containing the text 'student1' and 'PASSWORD' containing a series of dots. A green 'Login' button is positioned below the password field. A yellow arrow originates from the top left and points directly to the 'student1' text in the username field.

levelup

levelupreader.com/app/#/login

ROSEN LevelUp

LOGIN

USERNAME

PASSWORD

Login

3

PRESENTAR PRUEBA DIAGNOSTICA

Cuando hayas ingresado, lo primero que debes hacer es tomar la prueba diagnostica. Responde las preguntas



The screenshot shows the LevelUp app interface. At the top left is the "ROSEN LevelUp" logo. At the top right, there is a user profile icon with the letter "S" and the text "Estudiante 2". Below the header, there is a progress indicator with a green segment and the number "1". The main content area displays the question "Estoy listo para la cama" followed by "Estoy listo _____." Below the question are four buttons: "captura", "dormir", "saltar", and "caminar". At the bottom right of the screen is the "LEXILE" logo.

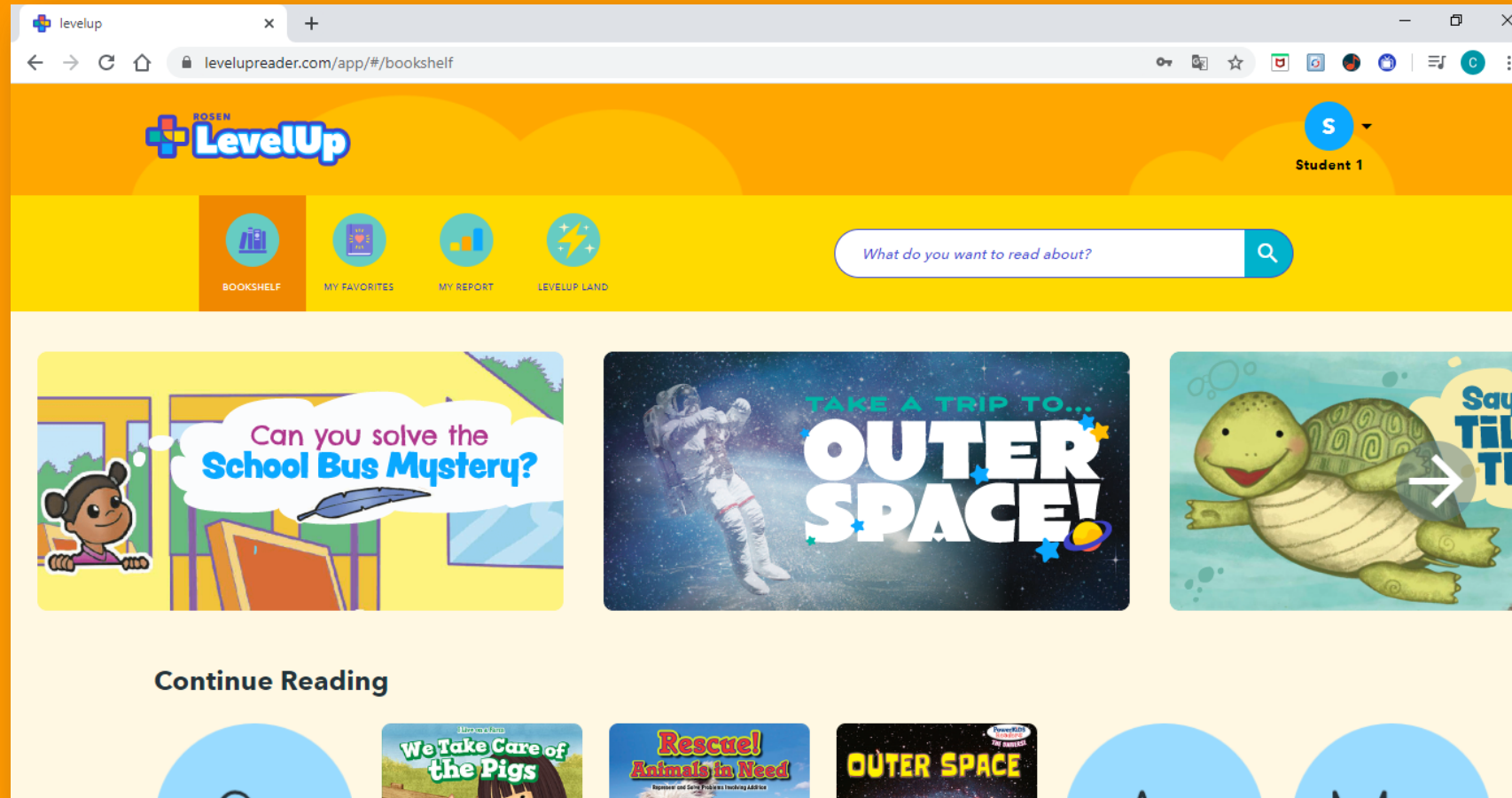
4

CUANDO TERMINES TU PRUEBA DIAGNOSTICA VE A “Go to Bookshelf”



5

AQUÍ ENCONTRARÁS TODAS LAS LECTURAS DISPONIBLES PARA TI



6

PUEDES ENCONTRAR LAS LECTURAS ASIGNADAS POR EL PROFESOR

The screenshot shows the LevelUp reading platform interface. At the top, there are four navigation icons: BOOKSHELF, MY FAVORITES, MY REPORT, and LEVELUP LAND. To the right is a search bar with the placeholder text "What do you want to read about?". Below the navigation bar, there are two featured book covers: "Can you solve the School Bus Mystery?" and "TAKE A TRIP TO... OUTER SPACE!". A yellow callout box labeled "Buscador de libros" points to the search bar. Below the featured books is a section titled "My Assignments" with a yellow callout box labeled "Asignaciones" pointing to it. This section displays four book covers: "Rescue! Animals in Need", "Teachers", "My New Skates", and "I Know Colors".

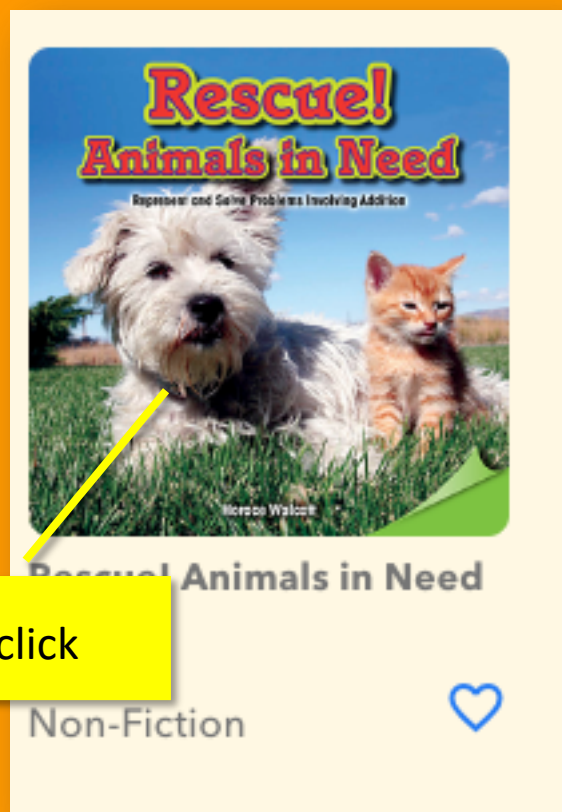
Buscador de libros

Asignaciones

7

PARA LEER TU LIBRO:

Da doble clic sobre tu libro de elección.



Doble click

Pagina Anterior



Pagina siguiente

ESTAMOS ATENTOS A SUS INQUIETUDES:



CORREOS ELECTRONICOS:

thenao@scoolcolombia.com

clinares@scoolcolombia.com



SOPORTE TELEFONICO-WHATSAPP

304 3389520 - 304 338951

GRACIAS!!!